




NORTHWEST PORTLAND AREA  
INDIAN HEALTH BOARD  
*Indian Leadership for Indian Health*

# NW Tribal Data Hub Quickstart Guide



**For Questions or inquiries contact the  
NW Tribal Data Hub:  
[DataHub@NPAIHB.org](mailto:DataHub@NPAIHB.org)  
(971) 430-2607**

# Contents

Login .....	0
Login Link .....	0
Home Page .....	0
Top Left.....	1
QuickSight home button .....	1
Top Right.....	1
Q.....	1
Help.....	2
Account information.....	2
Left panel .....	3
Search bar .....	4
Favorites .....	5
Recent.....	6
Shared folders.....	6
Dashboards .....	7
Data Stories and Q Topics.....	7
Dashboards .....	9
Top Left.....	9
QuickSight home button .....	9
Favorites .....	9
Undo and Redo.....	9
Reset .....	10
Top Right.....	10

Scheduling.....	10
Bookmarks.....	10
Export.....	11
Datasets.....	11
Share.....	11
Fit to window.....	12
Alerts.....	12
Tabs/Sheets.....	12
Tabs/Sheets .....	12
Controls.....	13
Select Region .....	13
Select Year Range.....	14
Include Prior Years.....	14
Map and Introduction .....	15
Last Updated.....	15
Map and Titles.....	15
The Data Hub Data Analysis Methods Document .....	16
Footer .....	16
About the Data .....	16
Comparability Note .....	17
Data Confidentiality Notice.....	17
Contact us! .....	17
We appreciate your feedback! .....	18

NW Tribal Data Hub Website link ..... 18

Links to the NWTEC and NPAIHB websites.  
..... 19

General tips for Sharing Visuals..... 19

Resources Page.....20

PDF Download.....20

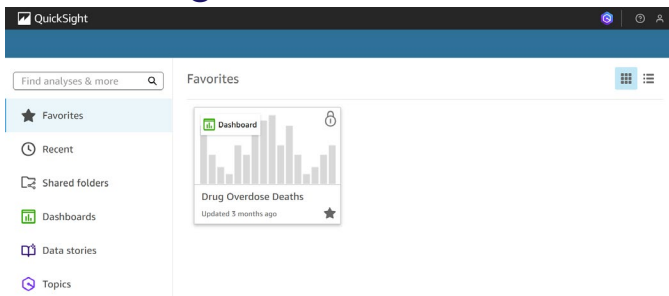
## Login

- Log in to the NW Tribal Data Hub using your login credentials.
- Follow the prompts (depending on the type of email account and your organization's authentication settings, you may either be directed to use a verification code from your email or through your authenticator application).

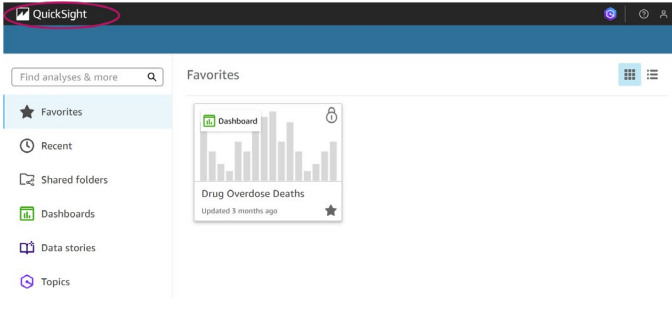
## Login Link

- [https://quicksight.aws.amazon.com/sn/auth/signin?directory\\_alias=NWTribalDataHub](https://quicksight.aws.amazon.com/sn/auth/signin?directory_alias=NWTribalDataHub)
- You can also navigate to this login link on our website:
  - <https://datahub.npaihb.org/datahub-login/>

## Home Page



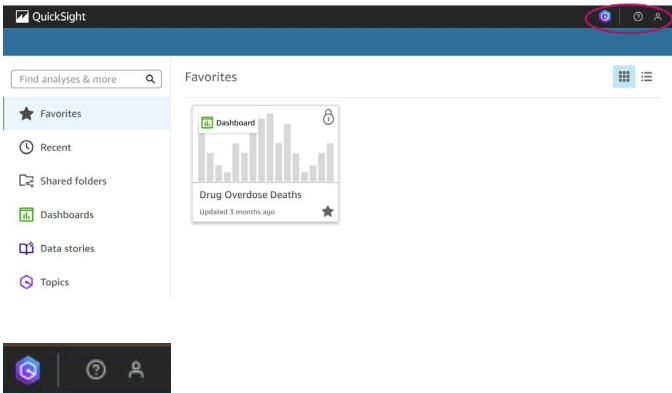
## Top Left



## QuickSight home button

- The QuickSight home button will take you back to Favorites/Dashboards from anywhere on the platform.

## Top Right

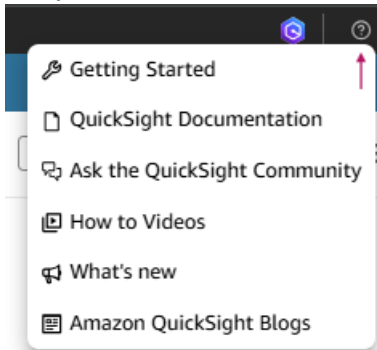


Q



- Q is an AI feature that is not activated.

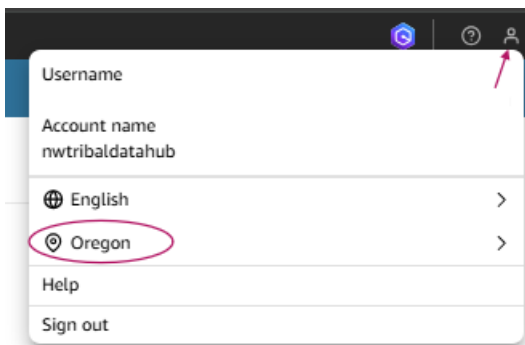
## Help



- Help is the general QuickSight help feature.
- If you need assistance, you can book with us using this [bookings link](#), or click on the “Contact us!” icon (displayed below) at the bottom of any dashboard tab/sheet or top of the resource tab/sheet.

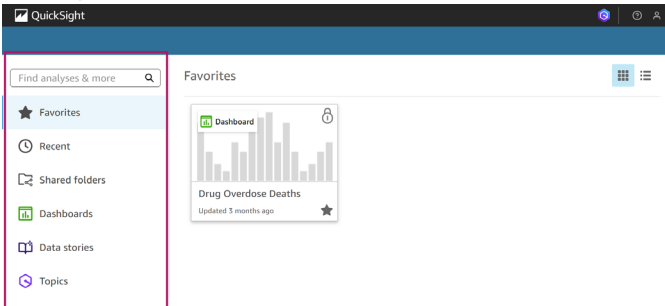


## Account information

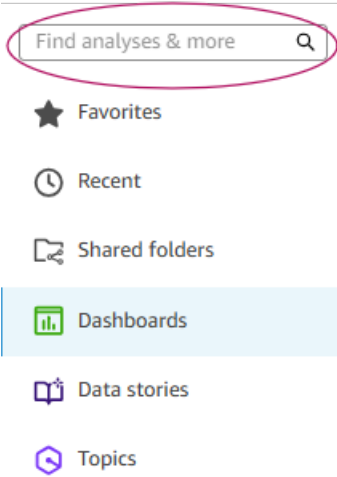


- The account information menu has your username, the NW Tribal Data Hub's account name, language selection, region, help and sign out.
  - The region should always say Oregon.
  - Don't forget to sign out when you are done.

## Left panel

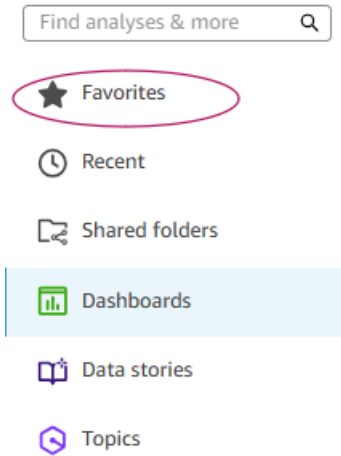


## Search bar

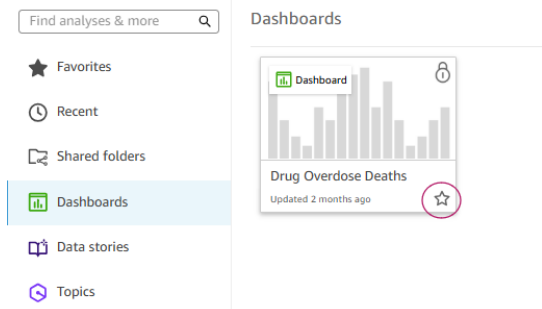


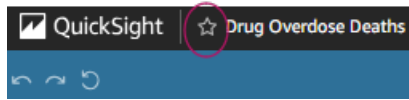
- The Search bar allow you to search for specific dashboards or data visualizations.

## Favorites

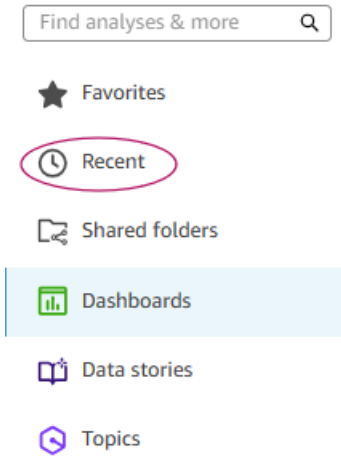


- Favorites displays your saved favorite dashboards. You can make a dashboard a favorite by clicking the star in the bottom right corner from the dashboards page, or within the open dashboard on the top left.






## Recent



- The Recent section will display your recently viewed dashboards.

## Shared folders



- Shared folders include all the dashboards we have shared with your group. All dashboards are shared through folders, so you can find dashboards here, but it's easier to find them in the dashboards.

## Dashboards

The screenshot shows a navigation menu on the left and a dashboard preview on the right. The navigation menu includes a search bar labeled "Find analyses & more" and several menu items: "Favorites", "Recent", "Shared folders", "Dashboards" (highlighted with a light blue background and a red oval), "Data stories", and "Topics". The dashboard preview on the right is titled "Dashboards" and shows a bar chart with the title "Drug Overdose Deaths" and a subtitle "Updated 2 months ago".

- All dashboards you have access to will be available in the Dashboards section.

## Data Stories and Q Topics

The screenshot shows the same navigation menu as the previous image. The "Dashboards" item is highlighted with a light blue background. The "Data stories" and "Topics" items are circled with a red oval.

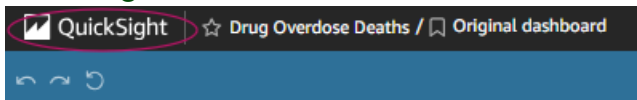
- Data Stories and Q Topics are turned off as they require AI to function.

# Dashboards

## Top Left

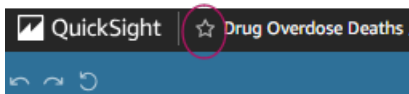


## QuickSight home button



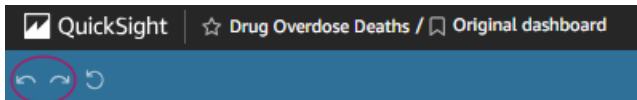
- The QuickSight home button will take you back to Favorites/Dashboards from anywhere on the platform.

## Favorites



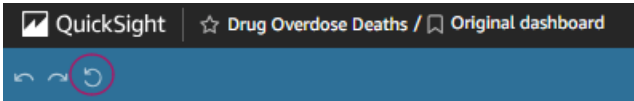
- Clicking the star on the top left of any dashboard will save the dashboard to your favorites.

## Undo and Redo



- Currently, with the limited settings there aren't many changes that would need to be undone/redone.

## Reset



- Reset will undo all the selections you have made and take you back to default view of the dashboard (generally your Tribal region, all years, with no prior years included).

## Top Right

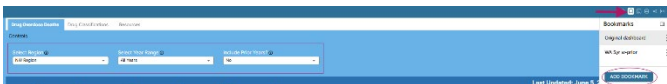


## Scheduling



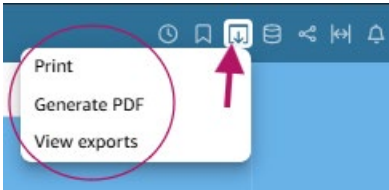
- Scheduling is not currently active.

## Bookmarks




- Bookmarks allows you to save set controls and bookmark them for easy access.

## Export



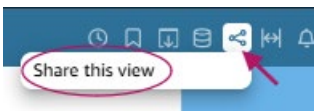
- Export allows you to print, generate a PDF, or view a PDF you have generated. The export will be frozen to the controls you have set. If you would like to have a PDF of each sheet, you will need to generate a PDF and download each sheet separately.

## Datasets



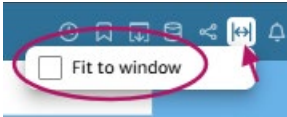
- Datasets allows you to view a list of datasets used in the dashboard; you cannot download them at this time.

## Share



- Provides a link you can copy to share a view with others; however, all viewers need to have an account and have appropriate security group access to see the shared view.

## Fit to window



- By checking the fit to window box, the dashboard will automatically resize to fit your window. Unchecking the box allows you to zoom in/out on dashboards.

## Alerts



- There is no permission to create an alert at this time

## Tabs/Sheets



## Tabs/Sheets



- Navigate between tabs/sheets by clicking the tab/sheet you want to navigate to.
- The selected tab will turn blue when active.

## Controls

The screenshot shows a QuickSight dashboard titled "Drug Overdose Deaths / Original dashboard". The dashboard has three tabs: "Drug Overdose Deaths" (selected), "Drug Classifications", and "Resources". Below the tabs is a "Controls" section with three dropdown menus: "Select Region" (set to "NW Region"), "Select Year Range" (set to "All Years"), and "Include Prior Years?" (set to "No"). The main content area features a blue header with the "Drug Overdose Deaths" title and a subtitle "Washington, Oregon, and Idaho". Below the header is a map of the Northwest region and a text block explaining the data source and methodology.

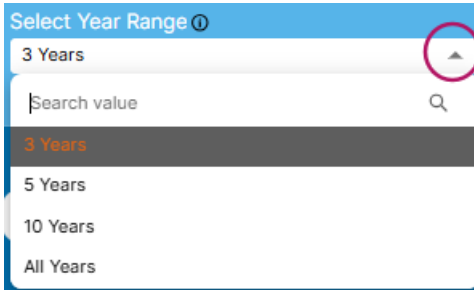
- Controls provide you with various selection options to choose from. For each control, click the dropdown to select.

## Select Region

The screenshot shows a close-up of the "Select Region" dropdown menu. The menu is open, showing a search bar with the text "Search value" and a magnifying glass icon. Below the search bar is a list of regions: "Idaho", "NW Region" (highlighted in orange), "Oregon", and "Washington". A red circle highlights the upward-pointing arrow icon in the top right corner of the dropdown menu.

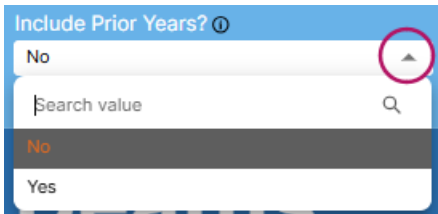
- Select Region allows you to change from state (Idaho, Oregon, and Washington), NW Region, and your Tribal Region.

### Select Year Range



- Select Year Range allows you to change between 3, 5, 10, and all years.

### Include Prior Years



- Include Prior Years allows you to compare the current and prior time period; this feature is available only for 3- and 5-year options. This feature doesn't do anything when you select 10 or all years, as we do not have sufficient data to include previous 10 or all year options.

## Map and Introduction

**Drug Overdose Deaths**  
Washington, Oregon, and Idaho

Last Updated: June 5, 2025

This interactive dashboard summarizes drug overdose mortality among residents of the **Northwest Region**. Summaries for residents of Washington, Oregon, Idaho, and the combined NW Region are also provided. To toggle regions, use the Select Region control near the top of the page.

The data presented in this dashboard utilize state death certificates from Washington, Oregon, and Idaho that have been adjusted by the Northwest Portland Area Indian Health Board to more accurately identify American Indian & Alaska Native (AI/AN) populations. This process helps ensure AI/AN people are included in the data and provides a more comprehensive representation of the AI/AN community. For more information about our data sources, methodologies, and the importance of correcting racial classification in health data, please visit [Data Hub Data Analysis Methods](#).

**Viewing Tips:** Selecting a shorter year range highlights more recent trends, which can help monitor evolving drug patterns. Selecting a longer year range provides historical trends and may reduce data suppression due to small population sizes.

**Note:** Data are suppressed when death counts are less than five. In these instances, the data will not be displayed to ensure confidentiality.

## Last Updated

**Drug Overdose Deaths**  
Washington, Oregon, and Idaho

Last Updated: June 5, 2025

- Last updated is the date the dashboard was last updated. Updates include additional data or features within the dashboard.

## Map and Titles

**Drug Overdose Deaths**  
Washington, Oregon, and Idaho

Last Updated: June 5, 2025

This interactive dashboard summarizes drug overdose mortality among residents of the **Northwest Region**. Summaries for residents of Washington, Oregon, Idaho, and the combined NW Region are also provided. To toggle regions, use the Select Region control near the top of the page.

The data presented in this dashboard utilize state death certificates from Washington, Oregon, and Idaho that have been adjusted by the Northwest Portland Area Indian Health Board to more accurately identify American Indian & Alaska Native (AI/AN) populations. This process helps ensure AI/AN people are included in the data and provides a more comprehensive representation of the AI/AN community. For more information about our data sources, methodologies, and the importance of correcting racial classification in health data, please visit [Data Hub Data Analysis Methods](#).

**Viewing Tips:** Selecting a shorter year range highlights more recent trends, which can help monitor evolving drug patterns. Selecting a longer year range provides historical trends and may reduce data suppression due to small population sizes.

**Note:** Data are suppressed when death counts are less than five. In these instances, the data will not be displayed to ensure confidentiality.


- The map and titles will indicate the region you have currently selected. The map will show all the counties associated with the region you selected or your tribal area. The introduction includes some important tips and notes specific to each dashboard.

# The Data Hub Data Analysis Methods Document




- The Data Hub Data Analysis Methods document is linked within the introduction. This document describes the datasets used, the analysis methods, a brief description of statistical terms used in the dashboard, and data limitations.

## Footer



## About the Data



- About the Data provides a brief overview of the data presented and a link to the

# Data Hub Data Analysis Methods Document. This document describes the methods to complete the analysis and any analysis limitations.

## Comparability Note

**About the Data:**  
The data presented in this dashboard utilize state death certificates from Washington, Oregon, and Idaho that have been adjusted by the Northwest Portland Area Indian Health Board (NPIAIBH) to correct for racial misclassification among American Indian & Alaska Native (AIAN) populations. For more information about our data sources, methodologies, and the importance of correcting racial classification in health data, please visit [Data Hub Data Analysis Methods](#).

**Comparability Notice:**  
Please note that data presented in this dashboard may not align with figures published by state or federal agencies. These differences arise from our rigorous process of correcting racial misclassification within the AIAN demographic. Many AIAN people are misclassified as another (incorrect) race in health records. NPIAIBH aims to provide a clearer, more accurate representation of AIAN in the community.

**Data Confidentiality Notice:**  
In adherence to confidentiality agreements, any death counts below five and estimates derived from counts below five are suppressed to ensure individual privacy. Some data points may not be displayed or may be generalized to prevent identification.



The Northwest Tribal Data Hub is a project of the Northwest Tribal Epidemiology Center (NWTREC) a division of the Northwest Portland Area Indian Health Board (NPIAIBH).


- The Comparability Note clarifies the data provided have had correction for racial misclassification and may not align with state and federal data.

## Data Confidentiality Notice

**About the Data:**  
The data presented in this dashboard utilize state death certificates from Washington, Oregon, and Idaho that have been adjusted by the Northwest Portland Area Indian Health Board (NPIAIBH) to correct for racial misclassification among American Indian & Alaska Native (AIAN) populations. For more information about our data sources, methodologies, and the importance of correcting racial classification in health data, please visit [Data Hub Data Analysis Methods](#).

**Comparability Notice:**  
Please note that data presented in this dashboard may not align with figures published by state or federal agencies. These differences arise from our rigorous process of correcting racial misclassification within the AIAN demographic. Many AIAN people are misclassified as another (incorrect) race in health records. NPIAIBH aims to provide a clearer, more accurate representation of AIAN in the community.

**Data Confidentiality Notice:**  
In adherence to confidentiality agreements, any death counts below five and estimates derived from counts below five are suppressed to ensure individual privacy. Some data points may not be displayed or may be generalized to prevent identification.



The Northwest Tribal Data Hub is a project of the Northwest Tribal Epidemiology Center (NWTREC) a division of the Northwest Portland Area Indian Health Board (NPIAIBH).


- The Data Confidentiality Notice states our requirements for small numbers suppression.

## Contact us!

**About the Data:**  
The data presented in this dashboard utilize state death certificates from Washington, Oregon, and Idaho that have been adjusted by the Northwest Portland Area Indian Health Board (NPIAIBH) to correct for racial misclassification among American Indian & Alaska Native (AIAN) populations. For more information about our data sources, methodologies, and the importance of correcting racial classification in health data, please visit [Data Hub Data Analysis Methods](#).

**Comparability Notice:**  
Please note that data presented in this dashboard may not align with figures published by state or federal agencies. These differences arise from our rigorous process of correcting racial misclassification within the AIAN demographic. Many AIAN people are misclassified as another (incorrect) race in health records. NPIAIBH aims to provide a clearer, more accurate representation of AIAN in the community.

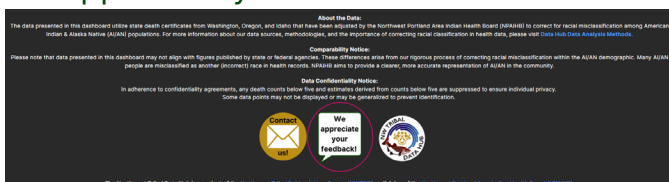
**Data Confidentiality Notice:**  
In adherence to confidentiality agreements, any death counts below five and estimates derived from counts below five are suppressed to ensure individual privacy. Some data points may not be displayed or may be generalized to prevent identification.



The Northwest Tribal Data Hub is a project of the Northwest Tribal Epidemiology Center (NWTREC) a division of the Northwest Portland Area Indian Health Board (NPIAIBH).

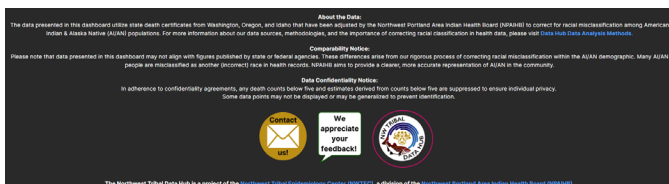
- Clicking “Contact us!” in any dashboard populates an email pop-up to communicate with the Data Hub team if you have any questions or feedback.

## We appreciate your feedback!




- Clicking “We appreciate your feedback!” takes you to the SurveyMonkey to provide any feedback to the dashboard. Each dashboard has a unique link to provide feedback.

## NW Tribal Data Hub Website link



- Clicking our Data Hub logo within the dashboard will take you to our website. The website has a variety of resources, including a link to the Data Hub application login, technical assistance, and a new user guide.

## Links to the NWTEC and NPAIHB websites.



## General tips for Sharing Visuals

For optimal use of the dashboard visuals or insights in your presentations or reports:

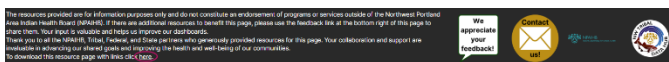
- Download each data sheet as PDF document to share.
- Currently, there is no option for users to download dataset or individual visuals due to data-sharing agreements in place. Use the 'snipping tool' or other tools to capture a visual to use in a PowerPoint presentation or a report. If a citation is required, one can be found for each dashboard in the [Data Hub Data Analysis Methods Document](#).
- Be sure to follow your organization's privacy rules and regulations when sharing community-level data.

## Resources Page



- The Resources Page provides NPAIHB, State, and Federal resources specific to the dashboard topic.
  - *Some of the NPAIHB resource links are currently out of commission but should be back online in the future. If the link doesn't work, use the contact button associated with the resource, or contact us, and the Data Hub team will attempt to link you with the correct resource.*

## PDF Download




- Download the Resources Page with links using the link at the bottom of the page.

The Northwest Tribal Data Hub is a project of the Northwest Tribal Epidemiology Center.



*Connecting Northwest Tribal communities with accurate and relevant data, on-demand.*



This publication and the NW Tribal Data Hub were developed with funding support from the Centers for Disease Control and Prevention (Cooperative Agreement Numbers NU58DP007226 and NU38OT000255) and the Indian Health Service (Cooperative Agreement Number U1B1IHS0004). Its contents and solely the responsibility of the authors and do not necessarily represent the official views of the CDC, IHS, or the U.S. Department of Health and Human Services.